

Year 3/4
Week Beginning 27th April 2020

Reading

Read for 30 minutes every day.

I have added some reading response sheet to think about as you are reading.

Listen to a story online. Keep a record of the stories you have listened to.

Remember to go on read theory every day.

<https://readtheory.org>

User name and password in your reading record book.

Access study ladder. Go to tasks set.

<https://www.study ladder.co.uk/>

There will be new tasks set each week.

User name and password in your reading record book.

Maths:

<http://www.iseemaths.com/lessons34/>

Here you will find a video guide, activities and answers.

Monday: Lesson 1 - Tasks, Y3 & Y4, 3 Consecutive Numbers. (Dated Monday 23rd March)

Tuesday: Lesson 2 - Tasks, Y3 & Y4, 3 Numbers Challenge (Dated Tuesday 24th March)

Wednesday: Lesson 3 - Tasks, Y3 & Y4, spot the difference (Dated Wednesday 25th March)

Thursday: Lesson 4 - Tasks Y3 & Y4 Boys, Girls, Children (Dated Thursday 26th March)

Friday: Lesson 5 - Tasks Y3 & Y4 Different Stories, (Dated Friday 27th March)

We will also be completing a maths mat this week. The mat has 3 levels most of you should be completing level 2 (**). You only need to do 1 level but can do more if you wish.

Just write the answers in your book if you can't print out the sheet.

Link is on our class page.

Tables Practice

Access maths frame and timestable.co.uk each day

<https://mathsframe.co.uk/en/resources/category/7/multiplication-and-division>

<https://www.timestables.co.uk/>

Spellings:

<https://spellingframe.co.uk/>

word list code 27124

You also have **Correct The Spelling** challenge. (on class page)

PE

Exercise every day.






Joe wicks workout

BBC super movers

Go noodle

Topic

Choose a least 5 to do (1 each day)

<p>Identify 3 football teams from different continents and draw their kits. Make sure you write down which country and continent they are from.</p>		<p>Write a list of the top 5 largest countries in the world and find out what their population is.</p>	<p>Find out about a country in Europe. Identify the population, capital city, famous landmarks, prime minister (or equivalent)</p>	<p>Keep a weather diary.</p>
<p>Complete the A-Z challenge. Can you find countries that start with the letters of the alphabet.</p>	<p>Choose a country and find out about its national costume (stuck for ideas - try Germany, China or Wales)</p>	 <p>Build a landmark!</p>	<p>Create a poster advertising your favourite holiday destination.</p>	<p>Write down some of the countries that you have visited. Can you find out the distance between <u>Yeovil</u> and the place you visited.</p>
<p>Write a postcard from your favourite holiday destination.</p>		<p>Using compass points N, E, S, W Write directions from school to your house</p>		<p>Choose a country and find out about its food. Write a recipe that you would like to try.</p>
<p>Identify 3 flags from countries in different continents. Draw the flags. Write down which country and continent they are from and what the capital cities are.</p>	<p>Choose a country. Find out about a festival or something that is celebrated..</p>		<p>Create a table showing the monthly average hours of sunshine, rainfall and/or temperature of your favourite country.</p>	<p>Write an acrostic poem about your favourite country.</p>

Class email address: cameloty34@gmail.com

English Out of control



Question time!

What vehicle is the driver operating?

What might he have seen in front of him?

What is the weather like outside?

Is there anyone else depending on the driver to salvage the situation?

What happens to your body when you start to panic?

Have you ever panicked? How did you overcome the feeling?

Sick sentences!

These sentences are 'sick' and need help to get better. Can you help?

He looked out of the window. It was snowy. He was scared. He could see something.

Perfect picture!

Can you draw what the driver has seen out of the window?

You could also draw the vehicle the man is driving.

Send your picture to Class email address: cameloty34@gmail.com

Sentence challenge!

'Show, don't tell' is technique that writers use to describe a character's emotion. Rather than telling the reader how a character feels, you can show them what happens to their body.

E.g. Instead of saying 'he felt sad' you could write 'a tear rolled down his cheek', or instead of saying 'he was scared' you could write 'he began to tremble'.

Can you use 'Show, don't tell' to describe the driver's feelings?

Now complete a SPAG mat. There are 3 levels, most of you should be on level 2 (). You only have to do 1 but you can do more if you want.**

Photos from **Free Daily Resources For Children** ↗



PE with Joe Wicks On YouTube

Week days at 9am but you can visit any time on youtube to view the workout.

Wildlife With with Steve Backshall On Facebook

Every day at 9:30am for answering all your wildlife, biology, conservation, geography and exploration questions.



Science with Maddie Moate on YouTube

Weekdays 11am. Maddie & Greg chat about science and nature!

Dance with Oti Mabuse On Facebook

Every day at 11.30am but children can view the class at any time.



Maths With Carol Vorderman

Free access to the her maths website:
www.themathsfactor.com

Music with Myleene Klass on YouTube

Twice a week. Next one Friday 27 March 10am, but can view any time.



Storytime With David Walliams

Free story everyday at 11am on his website:
www.worldofdavidwalliams.com