



















## READING RESPONSE ACTIVITIES

### Fiction - Years 3 & 4

<p><b>Understand it!</b> Look up any tricky words in a dictionary and write their definitions.</p> 	<p><b>Understand it!</b> Find three interesting words in the story. Write a sentence of your own for each word.</p> 	<p><b>Find it!</b> Write the title, author, illustrator and publisher of this story.</p> 	<p><b>Find it!</b> Write a sentence about each of the main characters.</p> 
<p><b>Summarise it!</b> Write a paragraph (about 50 words) to summarise a chapter.</p> 	<p><b>Summarise it!</b> Write a paragraph (about 50 words) to summarise the whole book.</p> 	<p><b>Think about it!</b> Draw 2 characters from the story with thought bubbles to show what they are thinking.</p> 	<p><b>Think about it!</b> Is there anything about this story that puzzles you? Write: <i>I wonder why...?</i></p> 
<p><b>Predict it!</b> Draw a picture with a caption to say what might happen next.</p> 	<p><b>Predict it!</b> Imagine a further chapter. Write the opening of this chapter.</p> 	<p><b>Link it!</b> Draw the main character. Underneath list all the reasons this character is important.</p> 	<p><b>Link it!</b> Draw or write about the most important moment in this story.</p> 
<p><b>Listen to it!</b> Find any words used to describe a character or place in the story.</p> 	<p><b>Listen to it!</b> Write down any particularly effective words the writer has chosen.</p> 	<p><b>Compare it!</b> Does this story remind you of any others? If so, which?</p> 	<p><b>Compare it!</b> Is there a moment in the story where the mood changes? Draw or write about this.</p> 

Complete these activities in your reading journal - keep track of which activities you have done by ticking them off.

Remember to do as many different activities as possible - don't always do the same one!